




**NOTES :**

1. INSTALL 2" THREADED OUTLET FOR STEEL PIPE AND 2" PIPE PLUG.
2. COAT ALL STEEL PIPE WITH TWO (2) COATS OF KEYSITE 740, MINIMUM OF FIVE (5) MILS EACH COAT, FINAL COAT TO BE MINIMUM TEN (10) AND MAXIMUM SIXTEEN (16) MILS OR APPROVED EQUAL
3. COAT ALL FITTINGS, VALVES, BOLTED COUPLINGS, AND STEEL PIPE IN CONTACT WITH SOIL WITH NO-OXID A SPECIAL COMPOUND AND WRAP WITH NO-OXID TAPE.
4. SEE CONSTRUCTION DRAWINGS FOR LOCATION OF PIPING.
5. LOCATION OF PLATE STRAINER SHALL BE PER MANUFACTURER'S RECOMMENDATION.

<b>4", 6", 8", AND 10" SERVICE INSTALLATION</b>		<b>WDS -011</b>	
 <p style="font-size: 1.2em; margin: 0;"><b>LONG BEACH WATER DEPARTMENT</b></p>	<small>RECOMMEND</small>  <small>DIVISION ENGINEER</small>	<small>APPROVED</small>  <small>DIRECTOR OF ENGINEERING</small>	
	<small>DATE: 6/24/2015</small>	<small>SCALE: N.T.S.</small>	<small>SHEET 1 OF 1</small>