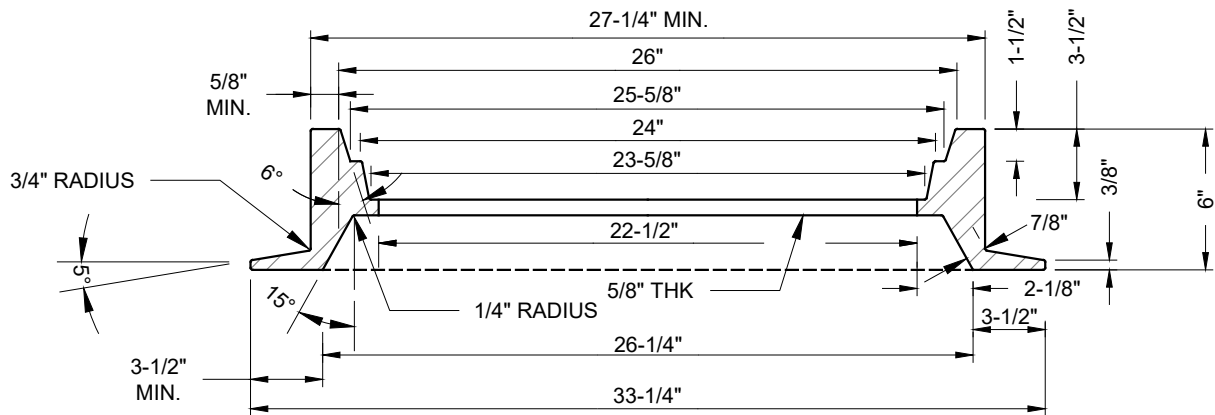


PLAN



SECTION A-A

NOTES:

1. CAST IRON SHALL CONFORM TO A.S.T.M. SPECIFICATION A-48-64 TO CLASS 30 MIN.
2. INSIDE DIAMETER OF TOP EDGE OF FRAME SHALL NOT EXCEED A DIMENSIONAL TOLERANCE OF $\pm 1/16"$.
3. ALL FILLET RADII $1/8"$ UNLESS OTHERWISE NOTED.
4. ALL MAINTENANCE HOLE FRAMES AND LIDS SHALL BE PER AASHTO H-25 LOADING.

SEWER MAINTENANCE HOLE - FRAME AND COVER

WDS - 505



Long Beach Water
 Exceptional Water • Exceptional Service

RECOMMENDED

Robert Johnson

DIRECTOR OF ENGINEERING

APPROVED


Shirley Reed

DEPUTY GENERAL MANAGER / CHIEF ENGINEER

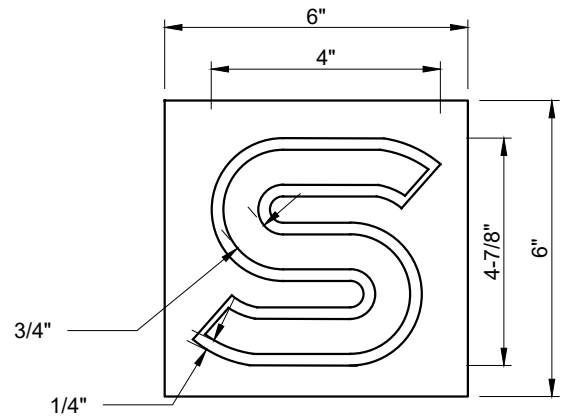
DATE: 02-2020

SCALE: N.T.S.

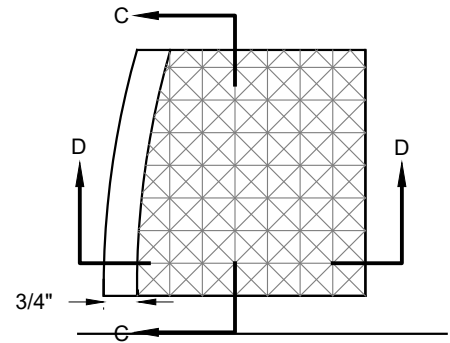
SHEET 1 OF 2



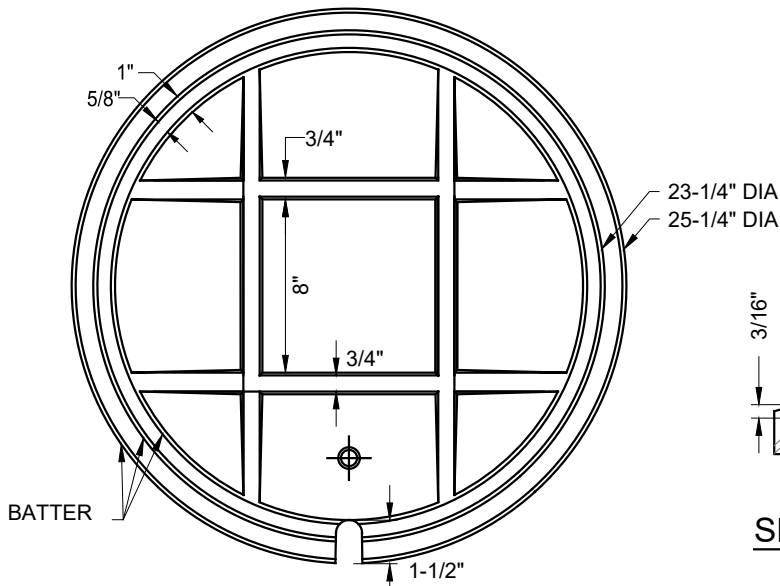
PLAN OF TOP



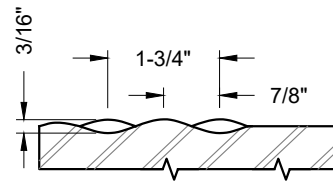
PLAN OF LETTER



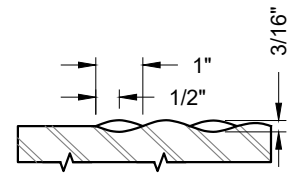
DETAIL OF DIAMONDS



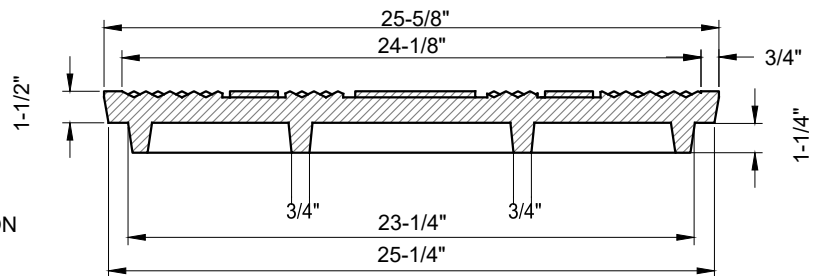
PLAN OF BOTTOM



SECTION C-C



SECTION D-D



SECTION B-B

NOTES:

1. CAST IRON SHALL CONFORM TO A.S.T.M. SPECIFICATION A-48-64 TO CLASS 30 MINIMUM.
2. TOP EDGE OF MAINTENANCE HOLE COVER SHALL BE FLUSHED WITH TOP EDGE OF FRAME $\pm 1/32$ ".
3. DIAMETER OF TOP OF MAINTENANCE HOLE COVER SHALL NOT EXCEED A DIMENSIONAL TOLERANCE OF $\pm 1/16$ ".

SEWER MAINTENANCE HOLE - FRAME AND COVER

WDS - 505



Long Beach Water
Exceptional Water • Exceptional Service

RECOMMENDED

Robert Johnson
DIRECTOR OF ENGINEERING

APPROVED

Shirley Paul
DEPUTY GENERAL MANAGER / CHIEF ENGINEER

DATE: 02-2020

SCALE: N.T.S.

SHEET 2 OF 2